



**RK-2128ALL-PREMIUM**

# CNC NESTING

OPERATING COMFORT OF THE HIGHEST LEVEL!

**BEST  
SELLER**



**OPTIONAL 4 AXIS**

**Included licenced software  
for design and optimisation**

**PREMIUM QUALITY  
2 YEARS WARRANTY  
AND UNLIMITED SUPPORT**

X axis travel	2100mm
Y axis travel	2800mm
Z axis travel	250mm
Processing accuracy	±0.05mm
Repeat positioning accuracy	±0.05mm
Tool magazine	In-line tool magazine 12 tools
Repeat positioning	0.05mm
Operating system	Taiwan LNC Control System
Guide rail	Taiwan square rail
Running speed	85m/min
Carving speed	30m/min
Engraving instruction	G-code/HP-GL
Spindle	HQD 9kW 24.000r/min air-cooled spindle
Drive motor	JMK 1.5kW servo motor
Machine size	11800x3000x2400mm
Packing size	2250x3900x2000mm 4000x2200x1500mm
Weight	4500kg

## PREMIUM


➔ Precision

➔ Quality

➔ Stability



PRESS ROLLERS FOR MORE  
CONVENIENT FEEDING



## All-welded steel base

Made of rectangular steel tubes, it provides a sufficient degree of rigidity to the machine structure and good resistance to static and dynamic loads. The bed is made by CNC metalworking centers, which makes it possible to obtain high accuracy and quality when processing workpieces of any size.

## Ball screw - Z axis

As the Z axis is considered the most loaded axis during machining, the use of ball screws ensures extremely low friction of the elements, and this in turn protects the assembly from rapid wear and a significant decrease in efficiency, as well as from heating the rubbing elements during operation.

## Steel portal

Made of rectangular steel pipes and reinforced with additional stiffeners inside. The construction of the portal provides a high degree of rigidity, resistance to static and dynamic loads. Portals frame is made by CNC metalworking centers. Guaranteed high accuracy and quality better than the cheap lightweight aluminum portals.

## Air-cooled industrial electric spindle "HQD" (9kW - 24,000 rpm)

The design and components of this electro spindle are 100% identical to those of the world's leading spindle manufacturer - HQD. Rotation frequency (24,000 rpm) and power (9kW) make it possible to process wood parts, as well as chipboard, MDF, plastic, acrylic glass and other materials.

## Helical gear -X-Y axis

The teeth in helical gears are loaded gradually as they enter the engagement zone, at least two pairs of teeth are always in engagement. These factors determine the smooth operation of the helical gearing, as well as the reduction of noise and additional dynamic loads in comparison with the spur gearing.

## Vacuum table with "T" - grooves

The working table of the machine is made of wear-resistant polymer with integrated aluminum rails "T" -shaped. This design makes it possible to choose the method of fixing the workpiece, by vacuum absorption or with the help of mechanical clamps. This allows you to turn off the vacuum pump and save energy while not requiring frequent changing workpieces.

## POWERFULL 9KW AIR COOLING SPINDLE

## Servo motors

Moving along all axes, provide accurate positioning of the portal and spindle in accordance with the specified program. Premium quality industrial servo motors.

## Massive steel portal



The machine is fit for making cabinet door, wardrobe door, plastic door, wood decoration, partitions and some other industries. Single or complex panel designs can be completed in one process such as drilling, shaping, carving, cutting and various kinds of 3D modeling. This machine can be single use, or integrated with automatic labeling device, door hinge hole borer, door panel turner, door shaping and cutting finally to own a fully automatic door line.

## Auto-tool change

High-performance all-round machinery with extraordinary value, but at a very economical price. With linear tool changer, constructed with world-class components, consistent high performance.



## SECONDARY DUST REMOVAL DEVICE



# DETAILS



9kW air cooling spindle



25mm Square rails



Taiwan LNC system




12 tools for auto change with linear-type



Vacuum table & 7.5kW air-cooled vacuum pump (optional 2x7.5kW)



Positioning cylinder



1.5M Oblique gear transmission



JCS FEMERE servo with Japanese 850 SHIMPO reducer, large torque, ensure the processing speed and stability of the equipment.



Automatic oil lubrication system prolong service life



Optional loading platform



Feeding roller



Optional unloading platform

- ➔ This type machine uses a straight-line tool change device, and the tool change device can be installed in different positions according to the specific needs of the user.
- ➔ Firstly, the in-line tool magazine can be placed behind the bed. This conventional in-line tool changer engraving machine is cost-effective and can meet a variety of processing requirements for complex work pieces without high procurement costs.
- ➔ Secondly, the in-line tool magazine can also be placed under the gantry. This type of linear engraving machine does not need to go to the back of the bed to change tools, so the tool change speed is faster and the wear on the guide rail can be reduced, and the service life of the machine is relatively longer. It is worth mentioning that the number of tools in the in-line tool magazine can be customized according to the specific processing needs of the user.