




RK-1300M-PRO

BRUSH SANDING MACHINE

NECESSARY MACHINE FOR PROCESSING MDF MATERIAL

**BEST
SELLER**



**1 YEAR WARRANTY
AND UNLIMITED SUPPORT**

Max. Working width	1300mm
Min. Working length	400mm
Max. Processing thickness	100mm
Horizontal roller motor power	2x1.5kW
Disc brush motor power	1.5kW
Screw roller motor power	2x1.5kW
Lifting power of horizontal roller	0.55kW
Lifting power of disc brush	0.37kW
Lifting power of screw roller	0.55kW
Lifting power of transport bed	0.37kW
Reducer motor power	1.1kW
Total power	10.44kW
Screw roller number	2pcs
Screw roller diameter	300mm
Brush plate number	9pcs
Brush plate diameter	180mm
Horizontal plate number	7pcs
Horizontal plate diameter	260mm
Conveyor speed	6-30m/min
Conveyor belt size	5970x1000mm
Dunction dust hood	6x100mm
Machine size	3950x1750x1900mm
Packing size	4000x1850x2000mm
Weight	1950kg



SUATABLE FOR PROCESSING MDF AND WOOD

1
ZONE


**9 HORIZONTAL
BRUSHES**

2
ZONE

**11 ROUND
BRUSHES**

3
ZONE

**2 LONG
BRUSHES**






Emergency switch



Six dust vents



**Height speed and
oscillation control**



**Rollers for easy
movement of material**



Reducer motor



**Pneumatic control of
conveyor belt**

DETAILS



Horizontal brush
360x150mm



Long brush
400x1300mm



Round brush
180mm

Workpieces

The double workpiece clamping system allows you to securely fix the workpiece at two points, preventing its vibration. They are equipped with electrically adjustable lifting and lowering, which, in combination with segmented elastic rollers, ensures accurate and delicate clamping of the workpiece.


Working nodes

The double units of transverse grinding, the drum unit and the cup unit have an oscillation system (alternate movement of each of the units) relative to the workpiece, which allows processing the maximum area of the workpiece.

Easy brush changing

A clever tool change system allows you to change sanding flaps without removing the entire drum or cup.

MOVEMENT IN TWO DIRECTION FOR MAXIMUM PROCESSING



Each sander roller can rise, down both independently and integrally.

Purpose

The line is intended for finishing sanding of raw or primed surfaces of solid wood blanks with embossed surface: solid wood and veneered doors, MDF doors for kitchen cabinets, sanding of window units, plywood, shutters with blinds, small parts such as drawer front panels, cabinet doors, decorative wooden plates with relief, tree-dimensionl furniture parts and the like.