

# SPINDLE MOULDER

**RBS-350-PRO**



- ➔ Powerful and efficient.
- ➔ Decision making reliability for many years to come.
- ➔ Innovative machine technology.
- ➔ Top quality manufacturing with strict quality guidelines.

- ➔ Remarkably user friendly.
- ➔ Classic design.
- ➔ Quality and precision from Germany.
- ➔ Compact functionality.
- ➔ Minimal space requirement.

# Spindle Moulder

RBS-350-PRO

## TECHNICAL PARAMETERS

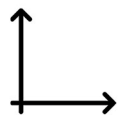


Table size  
**1000x660mm**



Max. working thickness  
**120mm**



Spindle diameter  
**50mm**



Spindle speed  
**3000/8000r/min**



Install power  
**4kW**




Machine size  
**1130x700x980mm**




Packing size  
**1300x700x980mm**




Weight  
**380kg**




SPINDLE HEAD  
INCLUDET



FLYWHEEL FOR  
RAISING/LOWERING  
THE SPINDLE



SPINDLE LOCK  
SYSTEM



## DESKTOP

The cast-iron table of the increased size 1130x670mm provide convenient work on the machine with overall preparations.

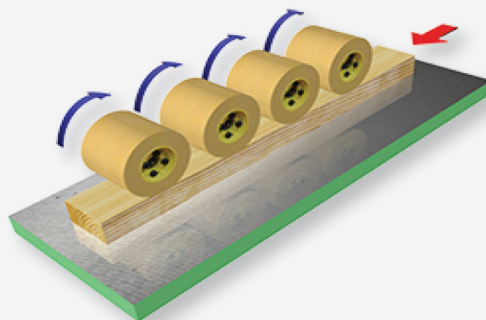


# Spindle Moulder

RBS-350-PRO


## OPTIONAL

Transporter



## OPTIONAL

Sliding table



- The spindle lock handles are located on the side panel of the machine.
- Right handle for spindle lock when changing tools.
- Left handle for fixing the spindle after lifting/lowering.

