



RK-1325-PRO


CO₂ LASER MACHINE

IDEAL FOR PRODUCTION OF BIG SIZE PRODUCTS





**1 YEAR WARRANTY
AND UNLIMITED SUPPORT**


Working area	1300x2500mm
Engraving speed	1-1000mm/s
Cutting speed	1-300mm/s
Laser power	150W CDWG H7
Laser type	Sealed CO2 laser tube
Cooling mode	Water cooling protection system
Controller	Ruida 6445
Water protection	Yes
Positioning way	Red light positioning
Locating precision	$\leq 0.09\text{mm}$
Motor	Leadshine Brand stepper 86 Motor
Linear Guide	X and 2 Y axis linear guide
Work platform	Knife bar (blade)
Lift range	Electric up and down, 0-300mm
Lens	20 Diam and Focus 63.5mm
Power supply	AC220V 50Hz
System environment	WindowsXP/win7/8/10
Compatible software	Coreldraw, Rdwork
Material	Non-metal material
Water Chiller	CW5200
Packing	Plywood case
Machine size	2980x2020x1050mm
Package size	3200x2220x1300mm
Weight	850kg




DETAILS



DETAILS



Stepper 57 motor




Industrial laser head




Ruida 6445 controller



Industrial chiller
CW-5200



Blade working table



High quality linear rails and blocks
(Hiwin)

